



# Pocket Books

Between school, family, and friends, it can be tough to keep track of your to-do list. You can keep everything in one easy place with this pocket-sized notepad. Because it's made of junk mail, you can make as many as you need.

Here's what you need:

- ruler
- scissors
- thin cardboard
- junk mail letters, one-sided
- junk mail envelopes
- stapler
- markers



### Step 1

Measure and cut out a  $1\frac{1}{2}$  inch by  $2\frac{1}{2}$  inch piece of thin cardboard.

### Step 2

Using junk mail letters and envelopes, measure and cut out 15 pieces of paper that are 4 inches long by  $2\frac{1}{2}$  inches wide.

### Step 3

Fold the cardboard in half so it is  $\frac{3}{4}$  inch wide by  $2\frac{1}{2}$  inches long.

### Step 4


Place the junk mail pieces inside the fold with the blank sides facing up. Make sure the sides of the paper stack are even.

### Step 5


Bind the notepad together by stapling twice across the top.

### Step 6

Use markers to decorate the top of your new notepad.



3



4



5



6

